

# Resource Guide to Backlit Quads

**Approved areas to add a Backlit Quad are marked in green.**


Please note, at least one side of the Backlit Quad must have a 1" black border along the edge of the frame.

## MultiQuad Makes Back-Lighting Easy


You can easily transform Quads and multiple Quad combinations into striking backlit graphics! From back-lighting a single 23" x 23" Quad to creating a big, seamless backlit 4' x 4' or 4' x 8' graphic, MultiQuad makes it easy. But due to the structure of MultiQuad frames, not all Quads and Quad combinations are possible. This guide will show you exactly what back-lighting options are available to you.

## Backlit Graphics Have 1" Black Borders


Unlike a standard Quad's 1/8" black reveal (border), backlit graphics must have a 1" border (to cover the 1" MultiQuad frame).



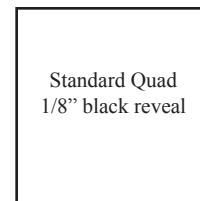
Any One Quad  
23" w x 23" h



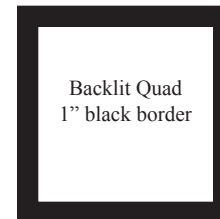
Two Quads Side-by-Side  
46" w x 23" h



Any Combination of  
Individual Quads



Standard Quad  
1/8" black reveal



Backlit Quad  
1" black border

## Back-light Any Individual Quad and Any Combination of Individual Quads

Any individual Quad can become a backlit graphic. Any combination of individual Quads on a frame can be backlit. And ALL individual Quads on a frame can be backlit at the same time. This means you can have one to eight backlit Quads on one 2x4 Frame. These are individual backlit Quads—each one must have a 1" black border. Two backlit Quads next to each other will create a 2" black border between them. Take a look at the four examples below showing from left to right one back-lit Quad on a frame, two individual back-lit Quads, three on a frame then four. Just remember, each is an independent Quad meaning each has a 1" black border around it.

# Resource Guide to Backlit Quads

Approved areas to add a Backlit Quad Section are marked in green.


Please note, at least one side of the Backlit Quad must have a 1" black border along the edge of the frame.



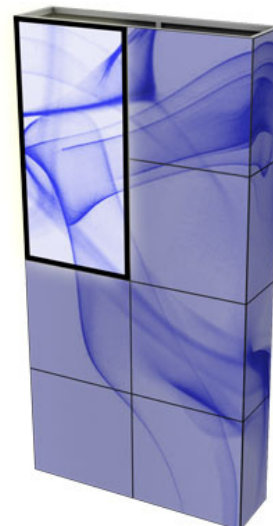
Entire Front  
46" w x 96" h



Top Half  
46" w x 46" h




Bottom Half  
46" w x 46" h




Top Left Vertically  
23" w x 46" h



Top Right Vertically  
23" w x 46" h



Bottom Left Vertically  
23" w x 46" h



Bottom Right Vertically  
23" w x 46" h

## Back-light Quad Combinations to Create Larger Back-lit Graphics

Want to back-light sections larger than 23" x 23"? How about a giant 46" x 92" seamless backlit graphic? That's almost a 4' x 8' graphic seamless and backlit! With MultiQuad...no problem.

MultiQuad's frame allows back-lighting across multiple Quads to create larger, seamless backlit graphics. These graphics can be rigid backlit graphics depending upon the size and the shipping container you use. Or, they can be flexible, rollable graphics so they stay lightweight and portable—the choice is yours. But not all sections can be backlit. The chart below shows the areas that are available for back-lighting. Remember each of these graphics are seamless, but they must have a 1" black border all the way around.